

Welcome to the  
Florence Nightingale Museum



# Getting to the museum

- The closest tube station is Waterloo Station, which has the Jubilee, Bakerloo Northern, and Waterloo & City lines. The Jubilee line has step free access.
- When you exit the station, follow the signs for York Road and the museum will be a short walk away.
- The closest bus stops are located on Lambeth Palace Road and Westminster Bridge Road.



# Finding the museum

- The museum is located off Lambeth Palace Road on the site of St Thomas' Hospital. We are at the car park entrance.
- Be aware: the pavement to the museum is a slight downward slope.
- You do not need to enter any hospital buildings to reach the museum.



# Arriving at the museum

- This is the entrance to the museum.
- The museum is open Tuesday - Sunday 10:00 am to 5:00 pm, with last entry at 4:30 pm. The museum is closed on Mondays.
- As you arrive, the doors may be open or closed. The entrance is a flat, level entrance through two sets of doors.



# Entering the museum

- After entering the building, the toilets and coat room will be on your right and the front desk and shop will be on your left.



# Cloak Room

- The cloak room has coat hooks and hangers to use.
- The lockers can be used for small bags and suitcases. These are free to use- just keep the key safe when you are inside the museum.
- You can leave push chairs in the cloak room.



# Toilets

- There are female and male toilets and a gender-neutral accessible toilet. In the male toilets there is a urinal and two stalls and in the female toilets there are three stalls.
- The female and male toilets both have baby changing tables.
- The toilets have automatic hand dryers which can be noisy.



# The Front Desk

- There is always a member of staff at the front desk. They are ready to assist with buying tickets, items from the shop, or help with any questions you may have.
- Any payments can be made using cash or card.
- If you have pre-bought tickets online, you can pick them up here.






# The Shop

- You can look around the shop before or after going inside the museum if you would like to.
- Any payments can be made using cash or card.



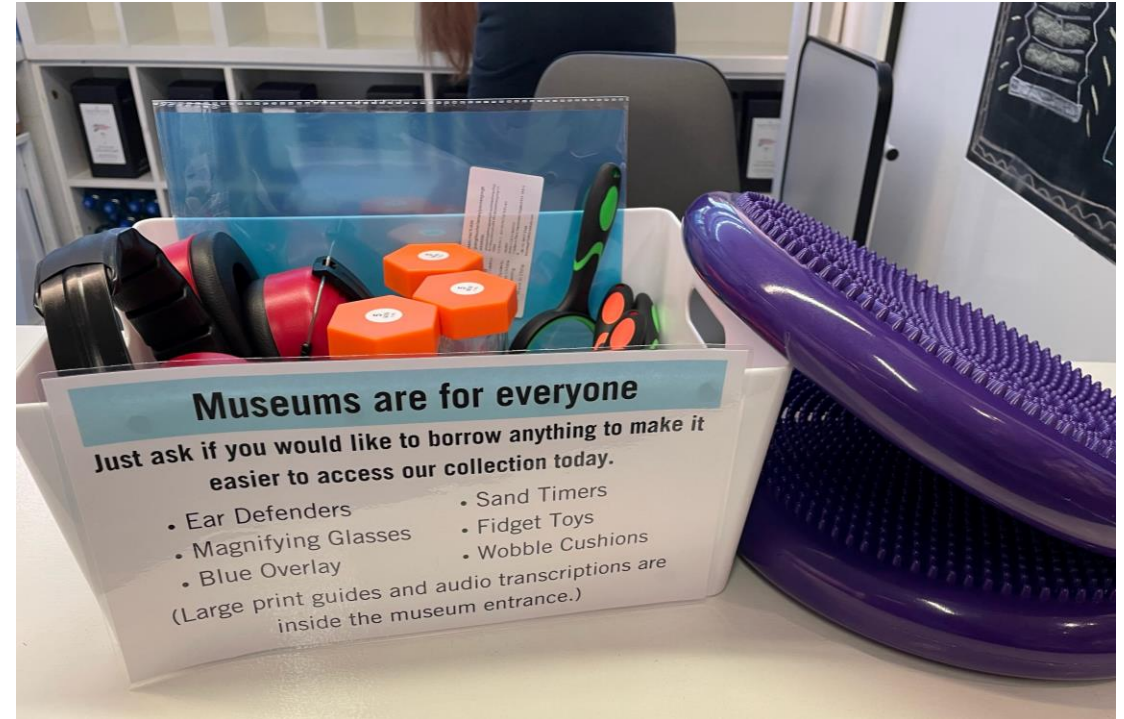
# Getting Around the Museum

- You enter the gallery space through an automatic door that slowly opens towards you.
- The museum is one large room, split into sections, all located on the same level.



# Resources

- The front desk has some resources that can be borrowed. If you would like to use any during your visit, just ask at the staff at the front desk.
- We have:
  - Ear defenders
  - Magnifying Glasses
  - Blue Overlay
  - Sand Timers
  - Fidget Toys
  - Wobble Cushions
  - Sensory Explorer Bags
- When you first enter the museum there are also large print guides and audio transcriptions.



# Trails

- There are family trails, pencils, and clipboards available to your left as you enter the museum.
- You can borrow a pencil and clipboard during your visit
- The trails are free and you can take it home with you at the end of your visit.



# Nightingale's Early Life

- The first space in the museum is surrounded with pretend green hedge. Here you can learn about Florence Nightingale's early life.
- You will hear the sound of birds chirping and people talking. These are recorded sounds and there are no live animals in the museum.
- Athena, Florence Nightingale's pet owl, is on display here. This is the real owl but she is no longer alive so cannot move.



# The Crimean War

- This space is surrounded by blue Turkish tiles and here you can learn about Florence Nightingale's experience during the Crimean War.
- You will hear the sound of scurrying of rats and interviews being played.
- The shell of the ward pet, Jimmy the tortoise, is on display here.
- Please Note: This section contains images of war and references to war and injuries.



# After the War

- This space is surrounded by wooden cases and you can learn about Florence Nightingale's life after the war.
- You will hear a clock periodically ticking and interviews being played.
- There are interactive drawers in this section that you can open.



# Her Legacy

- This space is a replica of Florence's Nightingale's bedroom at South Street.
- If you step on the mat by her bed it will start a recording of Florence Nightingale talking.
- At the end of her bed is a box containing her perfume which you can smell.





# Temporary Exhibition: Caring Companions

- The far end of the museum is the temporary exhibition space.
- This space is currently an exhibition called 'Caring Companion' about animals.
- There are things to watch, touch and a place to write about animals if you would like.
- There are some fur and feathers to touch- these are pretend and not from real animals.




# Armed Forces Nursing in War and Peace

- This space focuses on nursing in the Armed Forces and how it has changed since Florence Nightingale's time.
- Here you can watch videos of different people talking about their experiences in the field. Choose a video on the computer screen.
- These videos contain descriptions of working during war but they do not go into detail about injuries.
- The final video discusses the Covid-19 pandemic.
- There are benches to sit on while watching the videos.
- The part about Mary Seacole has a draw to open and herbs that you can smell.



# Could You Be a Nightingale Nurse

- In this space, you can learn about different types of nurses and their experiences in their roles.
- Here you can try on different outfits including Nightingale Training School nurses and modern day nurses.
- Standing on the footprints makes the lights come on.
- There is a video playing with an actor dressed as Florence Nightingale telling her story.



# In Focus Exhibition

- This section is a smaller temporary exhibition space that will change every 6 months.
- Currently the space looks at a nurse called Kofoworola Abeni Pratt and tells her story.



# Inside the Museum

- Sometimes we have volunteers in the middle of the museum with our handling trolley. With them, you can learn about and touch different objects from our collection.
- The person at the trolley will tell you which objects can be touched and how to hold them safely.



# Spy Holes

- There are spy holes throughout the museum. You can look in them to see small pictures.
- The ones by the Crimean War section (blue tiles) show some images of war.



# Audio Points

- There are audio points throughout the museum where you can listen to information.
- Just pick up the handset to listen.
- There are transcripts of these audio sources available at the front along with large print guides.



We hope you enjoy your  
visit!

If you have any accessibility related questions, email our Learning and Community Engagement Manager at:  
[Laura@florence-nightingale.co.uk](mailto:Laura@florence-nightingale.co.uk)